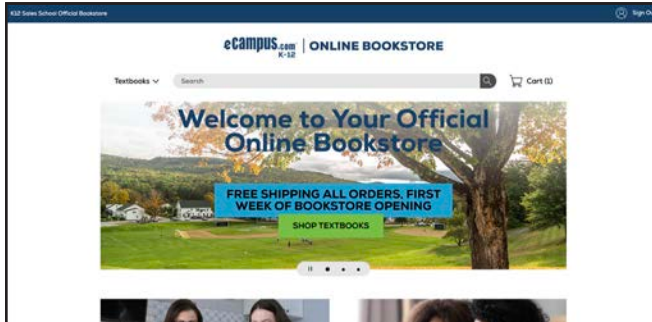


# HOW TO ORDER TEXTBOOKS

## SHOP BY COURSE

1



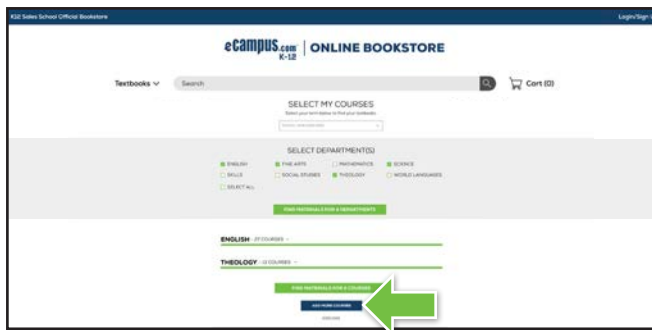
Go to [avonoldfarms.ecampus.com](http://avonoldfarms.ecampus.com).

2



Select **Order** from the **Textbooks** drop down menu on the Online Bookstore.

3



Select the school year and courses you would like to purchase books for using the provided filters. Select **Find Materials for Course** once you have made your selections.

4



Select the books you would like to purchase, along with the preferred condition and select **Add To Cart**.

5



Review your **Shopping Cart** and select **Proceed to Checkout**.

6



If you have an existing account sign in using your login information. If you do not have an account, select **Create Account**.

### QUESTIONS?

k12support@ecampus.com or 844-523-8980

7

When you reach the secure checkout screen, input your student's name and email address. The parent name and email address will be used for customer service contact, order communication, and school reporting. Select **Continue**.

8

Fill out your shipping address, select your shipping method, and enter your payment information and select **Continue** to review your order.

9

If you are satisfied with your order, select **Place Order** and you're done! You will receive an order confirmation email for your records.

BOOKMARK YOUR WEBSITE

[avonoldfarms.ecampus.com](https://avonoldfarms.ecampus.com)

QUESTIONS?

k12support@ecampus.com or 844-523-8980

# ACCESSING YOUR DIGITAL BOOKSHELF

Follow the steps below to access all of your digital products from one, central location.

1



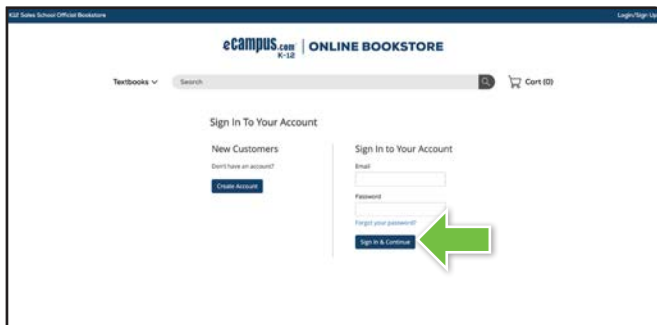
Go to **avonoldfarms.ecampus.com**.

2



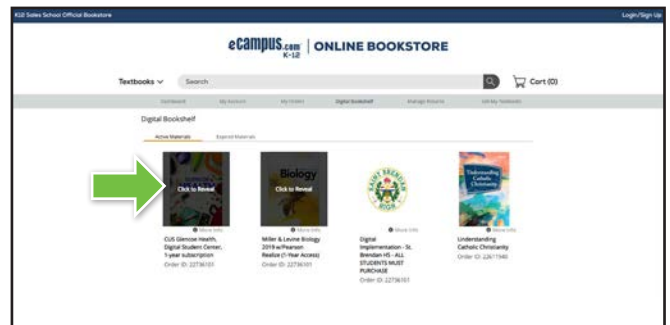
From the **Textbooks** menu, select **Digital Bookshelf**.

3



Sign in using the **student's** login and password. If you're redirected to your My Account's Dashboard, simply select **Digital Bookshelf** again from the **Textbooks** menu.

4



To reveal your access information, click **More Info** under the product. Upon accessing the product for the first time, you will need to agree to reveal the non-refundable product. Follow any instructions, and links, that are provided to you.

## Notes:


- There should be a link to your Digital Bookshelf on the Order Confirmation page, as well as any Order Confirmation emails.
- Digital materials should be available via your Digital Bookshelf throughout the entire school year, unless duration purchased is less than one year.

## QUESTIONS?

k12support@ecampus.com or 844-523-8980

## PENDING

Once complete, your access code, eBook, or login information will be available. You should receive an email once your product has been added to the Digital Bookshelf.




[More Info](#)

Applied Physics  
Digital Courseware  
Status: Pending

Pending

## LOGINS

For these types of products, you will need a username and password. Click to Reveal your assigned credentials; you may also click More Info to access your credentials. Click the Access button to be taken to the publisher's website where you will use these credentials.



[More Info](#)

Glencoe Geometry 2018, eStudent Edition  
online (1-year subscription)





[More Info](#)

MyMathLab for School 1-year Access Code

## ACCESS CODES

Click to Reveal your access code; you may also click More Info. Click the Access button to be taken to the publisher's website, where you will use the access code to activate your product. Some products will require additional information from your teacher, like a custom link or course ID, before you can complete registration.



[More Info](#)

The Earth and Its Peoples A Global History

## VITALSOURCE EBOOKS

Click to Reveal your eBook; you may also click More Info. Click the Access button to automatically open your eBook.



# GENERAL FAQ

---

## >> WHY SHOULD I ORDER FROM THE ONLINE BOOKSTORE?

The Online Bookstore, powered by eCampus.com, has the largest online selection of new and discounted textbooks. Your student's textbooks are listed in one place, and shopping by course makes it simple to order the correct materials all at once. Additionally, a specialized Customer Service Department is available to track orders and answer any questions.

## >> HOW DO I ORDER FROM THE ONLINE BOOKSTORE?

Ordering is simple! Access [avonoldfarms.ecampus.com](https://avonoldfarms.ecampus.com) 24/7 to order.

## >> WHEN WILL MY TEXTBOOKS BE AVAILABLE TO ORDER?

Textbooks for the upcoming school year will be available this summer. Specific dates will be communicated through your school.

## >> WHAT PAYMENT METHODS ARE AVAILABLE?

The Online Bookstore accepts credit cards, PayPal, checks and money orders for payment of online purchases. For more information, the Help Desk link is located at the bottom of the Online Bookstore homepage.

## >> WHERE CAN I FIND MY ORDER INFORMATION, ORDER STATUS, ETC.?

Select the **MY ACCOUNT** link on the Online Bookstore homepage. After signing into your account, you can check the status of your order, buyback, or return. If you have additional questions, contact the Online Bookstore Customer Service Department at [k12support@ecampus.com](mailto:k12support@ecampus.com), or by phone at **(844) 523-8980**.

## >> HOW CAN I SELL MY TEXTBOOKS?

You may sell your books through your Online Bookstore anytime by visiting your Online Bookstore website listed above and selecting **SELL NOW**. You will always receive the best prices for your books during the advertised period at the end of each school year.

## >> ARE RETURNS ACCEPTED?

Returns for physical books are allowed within 30 days of the first day of school. New books must be returned in new condition, and shrink-wrapped items remain unopened. Please visit the **MY ACCOUNT** section to create a Return ID Number to ensure your return is processed correctly. Returns for digital items are allowed within 14 days of the first day of school, with proof of class withdrawal. Credit for returns will be issued and processed within 2-4 weeks.

## QUESTIONS?

[k12support@ecampus.com](mailto:k12support@ecampus.com) or 844-523-8980